


Operating Instructions

DC 1600B
Single-channel Remote

DC 1600T
Single-channel Remote
w/light



Technical Specifications:


Battery: 3V (CR2450)	Battery Life: > 2 years	Radio Frequency: 433.92MHz
Working Temperature: 10°C – 50°C	Radio range: 200 meters outdoor, 35 meters indoors	

Warning:

1. Exposure to moisture or sudden impact may cause damage or reduce the effectiveness of the remote.
2. Failure to transmit a strong signal may be the result of a weak battery and time to replace the battery.
3. Do not use a different battery other than the manufactures recommended (CR2450 Lithium Cell 3V).
4. Dispose of used batteries properly thru authorized electrical recycling facilities.


Light Control

Press Light x 1 time



Light ON

Press Light x 1 time




Light OFF

Pairing to motor


Press P2 x 2 times



Press the UP or DOWN button x 1 time



or



Pairing is complete.

Pairing additional remote

Press P2 x 2 times



Press P2 x 1 time



Pairing is complete.

A (original remote)

B (additional remote)

Deleting Additional Remote

Press P2 x 1 time



Press STOP x 1 time



Press P2 x 1



Remote is unpaired.

B

B

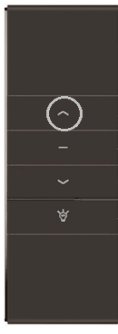
B

For Jog-mode setting

Press P2 x 1 time



Press UP x 1 time



Press P2 x 1 time



Jog-move is complete.

B

B